

Steering Blades for Ditch Witch™

High and wear-resistant steel
More blades on request
12° angled

Standard for soft soil conditions eg mud
Bearclaw with sharkteeth eg for hard soils and mixed soils
Softrock for hard soil conditions eg clay, sand and mixed soils, stony soils
Shark Blade for hard soil conditions eg clay, sand and mixed soils, stony soils

5- Hole:

Breadth 90 mm for JT 920 - 2020M1
Breadth 100 mm for JT 2020M1 - JT 2720
Breadth 110 mm for JT 2720M1

6- Hole:

Breadth 110 mm for JT 3020M1
Breadth 120 mm for JT 4020 - JT 4020M1



	Fig.	Version	Dimensions [mm]
JT 920 - JT 2720M1 5 – hole pattern		Standard	90 x 220 100 x 240 110 x 240
		Standard with wear protection	90 x 220 100 x 240 110 x 240
		Bearclaw	90 x 220 100 x 240 110 x 240
		Softrock Blade I	90 x 230 100 x 240 110 x 240
		Shark Blade	90 x 220 100 x 240 110 x 240
		Softrock Blade II	100 x 250 110 x 270

	Fig.	Version	Dimensions [mm]
JT 3020M1 JT 4020 JT 4020M1 6 - hole pattern		Standard	110 x 240 120 x 260
		Standard with wear protection	110 x 240 120 x 240
		Bearclaw	110 x 240 120 x 260
		Softrock Blade I	110 x 240 120 x 280
		Shark Blade	110 x 240 120 x 280
		Softrock Blade II	110 x 260 120 x 260

Steering Blades for Vermeer™

High and wear-resistant steel
More blades on request

Standard for soft soil conditions eg mud
 Bearclaw with sharkteeth eg for hard soils and mixed soils
 Softrock for hard soil conditions eg clay, sand and mixed soils, stony soils
 Shark Blade for hard soil conditions eg clay, sand and mixed soils, stony soils

7- Hole:

- Breadth 90 mm for D7x11 - D20x22
- Breadth 100 mm for D20 x 22 - D36 x 50
- Breadth 110 mm for D24 x 33 - D36 x 50
- Breadth 135 mm for D50 x 100 - D80 x 100/120











	Fig.	Version	Dimensions [mm]
D7x11 D16x20 D20x22 D24x40 D33x44 D36x50 7 - hole pattern Standard		Standard	90 x 260 100 x 270 135 x 340
		Standard with wear protection	100 x 270 110 x 270
		Bearclaw	90 x 260 100 x 270 110 x 270
		Softrock Blade	90 x 260 100 x 270 110 x 270
		Shark Blade	100 x 290

	Fig.	Version	Dimensions [mm]
D50x100 D80x100 7 - hole pattern Standard		Standard	135 x 340
		Standard with wear protection	135 x 340
		Bearclaw	135 x 360
		Softrock Blade	135 x 350
		Shark Blade	135 x 360