








Drill Rods

Suitable for Ditch Witch™ Machinery

Fig.	Suitable for machine type	Drillrod- Ø [mm] Conn.- Ø [mm]	Length [m]
	JT 920	42	3,0
	JT 920 (lang)	48	
	JT 1720	52 63	3,0
	JT 2020M1	57 68	3,0
	JT 2720 Standard	57 70	3,0
	JT 2720 Extra	60 72	3,0
	JT 2720M1/ JT 3020M1	60 77	3,0
	JT 4020 Standard	65 82	4,5
	JT 4020 Extra	73 82	4,5
	JT 4020M1	73 89	4,5
JT 8020M1	112 89	4,5	
Drill Rods for Rock Drilling			
	2 3/8" IF	Outer rod suitable for JT 2720, 3020AT	
	2 3/8" IF	Outer rod suitable for 4020AT	

Suitable for Vermeer™ Machinery

Fig.	Suitable for machine type	Ø [Inch]	Drillrod- Ø [mm] Conn.- Ø [mm]	Length [m] / [Feet]
	D7x11 FS I	1.66"	42 48	1,82/ 6
	D16x20 FS I	1.9"	48 54	3,05/ 10
	D20x22 FS I	2.06"	52 57,5	3,05/ 10
	D24x33 FS II	2.06"	52 63,5	3,05/ 10
	D24x40 FS I	2.06"	60 67	3,05/ 10
	D33x44 / D36x50 FS II	2.375"	60 70	3,05/ 10
		2.375"	60 70	4,57/ 15
		2.625"	66 70	4,57/ 15
	D50x100 FS I	2.875"	73 82	4,57/ 15
		3.5"	89 92	4,57/ 15
	D80x120 FS I	3.5"	89 92	4,57/ 15
	D100x120 FS II	3.5"	88 111	6,10/ 20

Other sizes available on request.